


• REPLACEMENT PARTS •

These are replacement parts for purchase. Pictures do not represent contents of set.



00932-1 00932-2 00932-3 00932-4 00932-5

Parts List & Pricing:

00932-1	Fulcrum Bracket.....	\$22.50
00932-2	Receiver Bracket	\$22.50
00932-3	Guide Bracket	\$10.00
00932-4	Toggle & Bolt.....	\$25.00
00932-5	Clamps (6 Pcs.)	\$24.50

Send Check or Money Order with Phone Number to: \$10 shipping to USA destinations
 Mastercard & Visa Accepted via USPS
Tech Team
 P.O. Box 983 For Canadian destinations add \$15.
 Middleburgh, NY 12122
 NYS Resident add appropriate % Sales Tax

WARRANTY AND DISCLAIMERS

Tech Team Products, Inc. guarantees that its products are free from defects in material and workmanship for a period of 90 days from the original date of purchase. For electronic items (anything that requires a battery), the warranty period is also 90 days. This Warranty applies to non-commercial use only. Commercial use voids this warranty. In the event of any defects in material or workmanship, Tech Team Products, Inc.'s sole liability therefore shall be the replacement of any such product(s) and/or components that are defective in material or workmanship. The replacement of any such product(s) and/or components shall be Tech Team Products, Inc.'s sole responsibility. This warranty specifically excludes any and all consequential or accidental damages. No other warranties or liabilities whatsoever are either expressed or implied. If any such warranties shall be imposed by law, notwithstanding this provision, then such warranties shall be the responsibility of Tech Team Products, Inc.'s reseller if applicable. There shall be no warranties of merchantability, use of trade, or fitness for a particular purpose. Alteration of any product, misuse, or exceeding any stated product limitations voids this warranty. It should be obvious when using some of these products that approved protective safety gear, including, but not limited to, eye and ear protection, should be utilized. Using the appropriate safety gear is the sole responsibility of the person(s) using the product. It should also be obvious that certain products must not be consumed, inhaled, or taken internally. The user takes full responsibility for inappropriate or incorrect use of these items. Accessories used in many of our product pictures are props to illustrate how the products are used. As such, they are not included with any product. All photographs, drawings, copy, instructions, etc. are the exclusive property of Tech Team Products, Inc. All downloadable files are intended for the use of the end user of Tech Team Products, Inc.'s products and cannot be reproduced without the express written permission of Tech Team Products, Inc.'s 2022

Always wear appropriate vision protection when installing this product!

TECH TEAM

E-Z OPEN

00932

COWBOY GATE LATCH




If you're a teenager jumping down off a horse to open a gate is no big deal, on the other hand, a few years and pounds later you might want something a little more convenient. This is when you want Tech Team's Cowboy Gate Latch. This durable and well designed latch allows you to latch and unlatch your gate while mounted on horseback or, for that matter, on an ATV or sitting in a pickup truck.


In the course of shipping and packing, parts may end up missing or damaged- call us at 631.673.5975. 8:30 a.m - 5:00 p.m. Eastern Time. We will promptly send replacements.

To control livestock, you need gate hardware that has purpose-built design and is rugged enough for serious pressure from animals. Our design includes 3mm thick stamped and precision welded brackets with a corrosion and rust resistant 96-hour salt spray rated zinc electroplate finish. The rod is 24" long and a very robust 20mm (nominal 3/4") diameter, strong enough to keep the most rambunctious animals contained. The set installs without welding, a combination wrench or ratchet does the job in just a few minutes. The brackets have been punched so the clamps make a perfect fit on 1 1/2", 1 3/4", or 2" tubular steel vertical or horizontal farm gate members. In addition, there are ample round holes for mounting to wood posts or gates. The clamps have been custom manufactured with a flat inside radius so that they make maximum contact and grip on tubular steel gate members without crimping or crushing.

What's In The Box



The latch consists of a fulcrum, toggle, sliding bolt, guides, and a receiver. The set is designed so that it can be mounted either right or left. You just need to reverse the bolt on the toggle.



No welding – a wrench, or ratchet, and about 20 minutes gets the job done. Over time, gates and posts tend to sag and tilt. This feature makes it easy to make adjustments as necessary.



Different gate setups will require different handle lengths therefore, we designed the set so that all you need to do is get some 3/4" EMT conduit – available at any home improvement store – and cut it to the desired length.



You will want to locate the first guide directly across from the receiver and the second one about 6" back. Then the fulcrum roughly 6" behind that on the next higher tube. For best results use the top horizontal tube on the gate and the next one down. The first cowboy latch you install may require a little adjusting to get things working just right, after that the next will be easy.